

Scaled data based on original data using
LM-79-08 Approved Method: Electrical and Photometric Measurements of Solid-
State Lighting Products

Test Report Prepared for
Cooper Lighting Solutions
(formerly Eaton)

Brand: McGRAW-EDISON

Report Number: P200052

Luminaire Tested: **GWC-AF-02-LED-E1-T4W-7030-600**

Issue Date: 3/3/2020

Test Information

Test Method: LM-79-08
Report Number: P200052
TEST IS SCALED FROM IESNA LM-79-08 TEST DATA (P24147)
Test Lab: INNOVATION CENTER P2
Issue Date: 3/3/2020
Manufacturer: COOPER LIGHTING SOLUTIONS (FORMERLY EATON)
Product Line: MCGRAW-EDISON
Catalog Number: GWC-AF-02-LED-E1-T4W-7030-600
Description: GALLEON WALL LUMINAIRE
(2) 70 CRI, 3000K, 615mA LIGHTSQUARES WITH 16 LEDS EACH AND TYPE IV WIDE OPTICS
Light Source: -
Ballast/Driver: ELECTRONIC DRIVER

Summary

Lumens per Lamp: N/A
Luminaire Lumens: 7860 lumens
Efficiency: N/A
Efficacy: 119.1 lumens/watt
Luminous Opening: Rectangular (W 1' x L: 0.5' x H: 0')
IES Classification: Type IV - Short - Semi-Cutoff
BUG Rating: B1 - U0 - G2

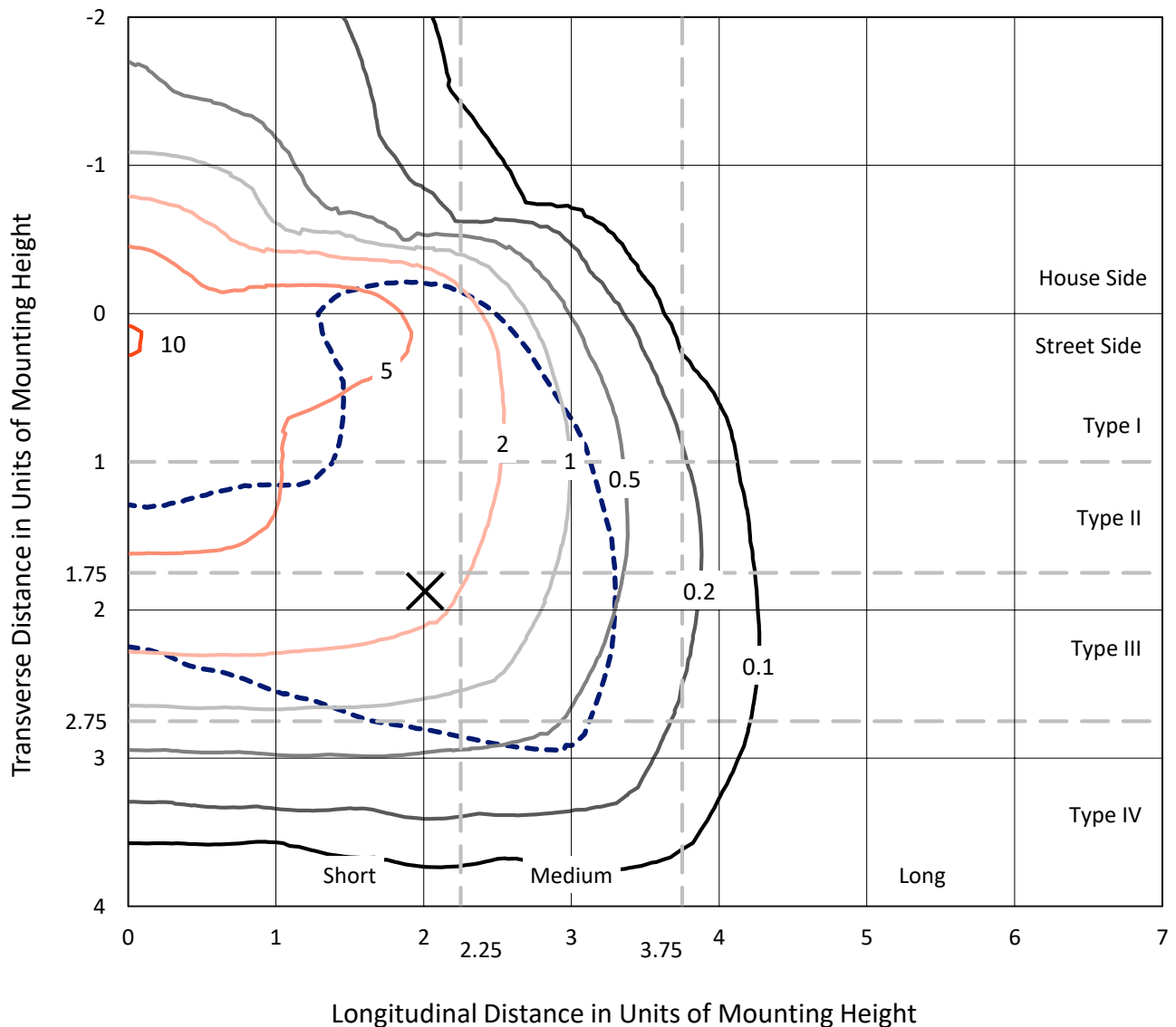
Input Watts (W): 66
Input Voltage (V): NR
Input Current (Ain): NR
Voltage Rise (V): NR
Power Factor: NR
Total Harmonic Distortion (THDi): NR
Frequency (hertz): 60
Stabilization Time: NR
Operation Time: NR
Ambient Temperature (°C): NR
Test Distance: 25 FT



REPORT NUMBER: P200052
 CATALOG NUMBER: GWC-AF-02-LED-E1-T4W-7030-600

Iso-Footcandle Lines of Horizontal Illumination

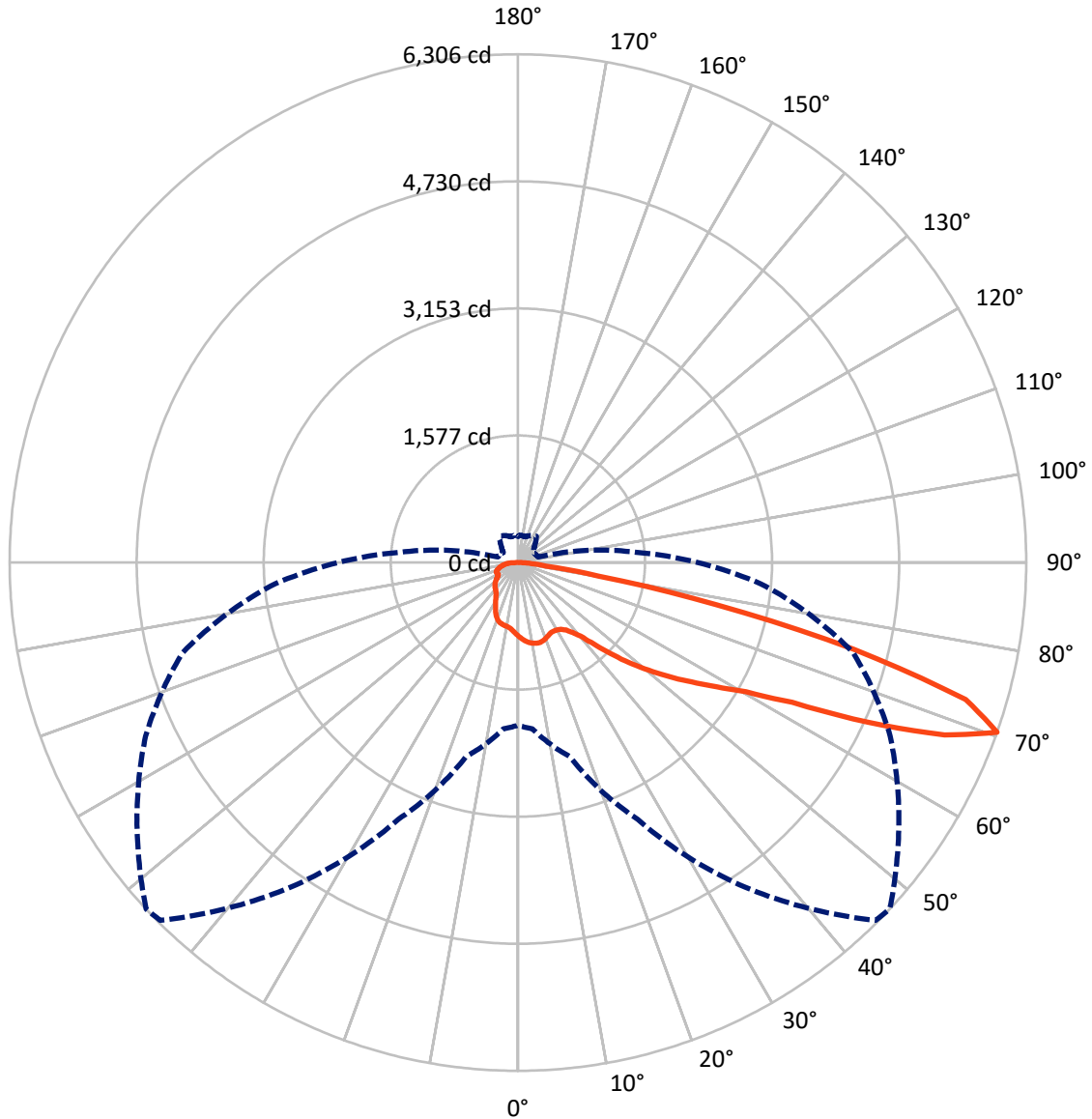
× Max cd
 - - - 1/2 Max cd



Based on 10 foot mounting height. Maximum calculated value = 10.5 fc
 Type IV - Short - Semi-Cutoff

REPORT NUMBER: P200052
CATALOG NUMBER: GWC-AF-02-LED-E1-T4W-7030-600

Luminous Intensity Polar Plot



— Vertical Plane Through 47-Deg Lateral - - - Horizontal Cone Through 70-Deg Vertical

REPORT NUMBER: P200052

CATALOG NUMBER: GWC-AF-02-LED-E1-T4W-7030-600

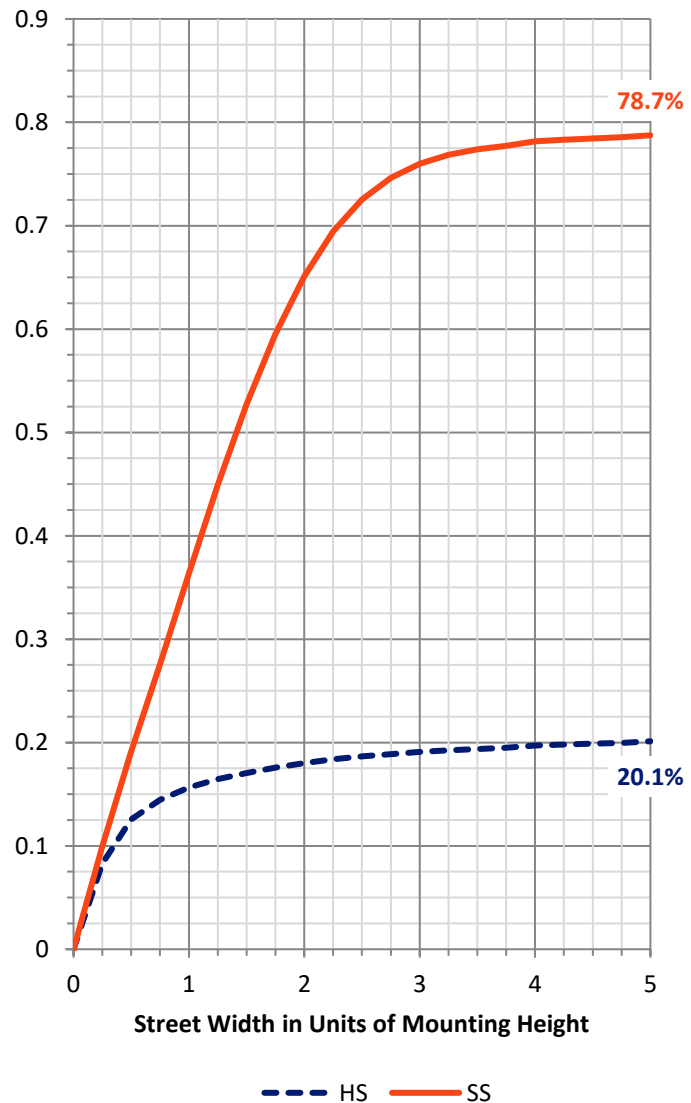
FLUX DISTRIBUTION:

		Downward	Upward	Total
House Side	Lumens	1639.7	0.0	1639.7
	% Fixture	20.9	0.0	20.9
Street Side	Lumens	6220.3	0.0	6220.3
	% Fixture	79.1	0.0	79.1
Total	Lumens	7860.0	0.0	7860.0
	% Fixture	100.0	0.0	100.0

Coefficient of Utilization

ZONAL LUMENS:

Zone	Lumens	% Fixture
0°-10°	87.4	1.1
10°-20°	256.4	3.3
20°-30°	378.6	4.8
30°-40°	550.3	7.0
40°-50°	990.3	12.6
50°-60°	1715.6	21.8
60°-70°	2448.6	31.2
70°-80°	1257.0	16.0
80°-90°	176.0	2.2
90°-100°	0.0	0.0
100°-110°	0.0	0.0
110°-120°	0.0	0.0
120°-130°	0.0	0.0
130°-140°	0.0	0.0
140°-150°	0.0	0.0
150°-160°	0.0	0.0
160°-170°	0.0	0.0
170°-180°	0.0	0.0
0°-90°	7860.0	100.0
0°-180°	7860.0	100.0



REPORT NUMBER: P200052

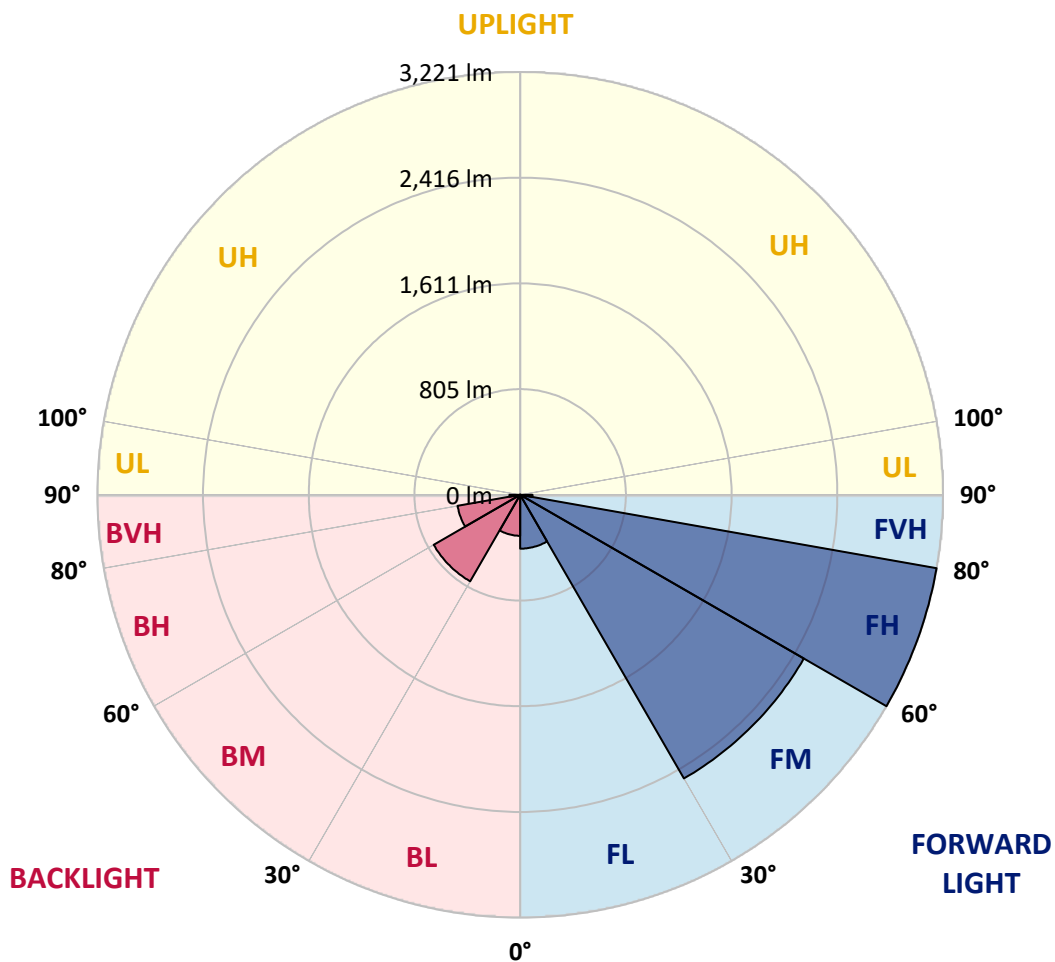
CATALOG NUMBER: GWC-AF-02-LED-E1-T4W-7030-600

LUMINAIRE CLASSIFICATION SYSTEM LUMEN TABLE AND BUG RATING:

Zone		Lumens	% Fixture	Zone Rating/Lumen Limit		
				B	U	G
FL	(0°-30°)	410.1	5.2			
FM	(30°-60°)	2495.0	31.7			
FH	(60°-80°)	3221.3	41.0			G2/5000
FVH	(80°-90°)	93.9	1.2			G1/100
BL	(0°-30°)	312.2	4.0	B1/500		
BM	(30°-60°)	761.1	9.7	B1/1000		
BH	(60°-80°)	484.3	6.2	B1/500		G1/500
BVH	(80°-90°)	82.1	1.0			G1/100
UL	(90°-100°)	0.0	0.0		U0/0	
UH	(100°-180°)	0.0	0.0		U0/0	

BUG Rating: B1-U0-G2

Type IV Short





REPORT NUMBER: P200052

CATALOG NUMBER: GWC-AF-02-LED-E1-T4W-7030-600

CANDELA DISTRIBUTION (FULL):

	0°	5°	15°	25°	35°	45°	47°	55°	65°	75°	85°
0°	912.0	912.0	912.0	912.0	912.0	912.0	912.0	912.0	912.0	912.0	912.0
2.5°	965.6	963.6	962.9	961.4	959.4	949.9	948.0	941.0	931.6	921.6	911.2
5°	1029.0	1028.6	1024.5	1016.7	1004.5	983.6	978.5	961.7	939.2	917.3	895.6
7.5°	1084.8	1081.4	1073.4	1058.0	1036.7	1008.0	1001.2	977.8	946.8	917.0	887.5
10°	1125.8	1123.8	1106.2	1085.3	1057.3	1025.6	1017.5	991.5	957.5	919.6	883.0
12.5°	1149.1	1145.2	1125.1	1099.8	1066.5	1035.6	1027.5	1001.2	962.9	919.6	876.5
15°	1147.5	1144.9	1124.6	1097.1	1063.4	1036.4	1029.0	1002.7	961.7	915.8	868.1
17.5°	1116.9	1118.2	1100.9	1073.8	1046.2	1025.6	1019.1	994.6	954.1	908.2	858.1
20°	1063.4	1068.8	1057.3	1033.3	1018.0	1003.8	999.6	979.0	942.3	897.1	847.5
22.5°	1009.9	1014.9	1010.3	990.0	987.7	979.3	977.0	962.1	931.9	890.3	840.9
25°	970.6	975.1	974.4	956.8	963.6	963.2	961.4	954.1	929.6	890.3	842.1
27.5°	959.9	961.4	959.9	943.8	953.3	960.9	959.4	958.3	936.5	901.3	856.6
30°	996.6	994.3	982.4	949.9	958.6	969.3	967.8	968.6	957.1	930.4	889.1
32.5°	1143.0	1132.7	1095.3	1003.8	980.5	986.2	986.9	999.6	1001.5	975.1	939.5
35°	1362.1	1350.7	1302.1	1148.4	1048.2	1028.2	1028.2	1047.4	1058.8	1039.4	1018.0
37.5°	1594.2	1581.6	1555.7	1348.7	1190.4	1101.4	1099.3	1112.8	1129.2	1133.8	1139.1
40°	1858.1	1844.8	1852.0	1573.6	1388.9	1227.8	1200.8	1191.2	1235.5	1265.0	1307.9
42.5°	2146.7	2140.6	2143.3	1824.1	1614.9	1417.2	1378.6	1329.2	1382.7	1435.1	1525.0
45°	2414.1	2419.4	2416.7	2092.1	1866.4	1648.1	1607.2	1511.6	1564.0	1653.8	1800.4
47.5°	2648.1	2625.9	2660.4	2385.0	2148.2	1906.7	1856.2	1728.1	1781.3	1892.2	2139.9
50°	2932.2	2929.1	2878.7	2775.8	2489.0	2166.3	2100.1	1951.8	2034.4	2188.5	2567.8
52.5°	3230.9	3175.4	3129.1	3079.8	2850.3	2432.4	2351.4	2174.7	2331.8	2525.7	3089.5
55°	3292.1	3267.2	3324.5	3407.6	3198.8	2708.9	2614.5	2454.2	2666.8	2911.2	3690.9
57.5°	3422.9	3422.4	3541.0	3689.0	3557.5	3002.2	2907.0	2791.9	3043.5	3352.8	4329.5
60°	3511.1	3536.0	3756.4	4043.4	3909.7	3341.0	3253.4	3181.5	3471.8	3846.6	4924.6
62.5°	3557.5	3591.2	3891.7	4187.3	4407.5	3905.0	3817.5	3713.8	4038.6	4388.0	5272.6
65°	3365.0	3431.3	3870.6	4311.5	4843.5	4819.3	4780.0	4597.9	4747.1	4815.9	5146.6
67.5°	2832.8	2900.5	3412.1	4195.7	5154.8	5701.1	5709.6	5398.7	5183.0	4852.6	4327.2
70°	2018.3	2071.4	2494.7	3517.7	4917.6	6277.4	6306.1	5767.7	5096.2	4303.5	3023.2
72.5°	958.3	990.8	1391.5	2289.4	3902.4	5751.6	5807.1	5296.6	4333.3	3186.1	1649.3
75°	352.2	362.0	470.4	973.9	2263.5	4241.6	4306.9	3796.9	2872.5	1586.2	628.2
77.5°	211.1	217.5	263.9	411.1	890.3	2424.4	2521.1	2065.0	1255.4	590.4	308.9
80°	147.6	152.2	189.2	255.7	420.6	923.9	1009.9	842.8	500.2	373.5	224.8
82.5°	99.8	102.0	133.1	172.8	279.4	330.0	355.9	374.8	337.3	277.9	142.6
85°	65.3	67.6	90.2	113.9	177.8	170.6	174.4	220.6	246.3	188.9	79.1
87.5°	37.4	39.0	54.3	60.7	87.2	72.2	72.9	116.3	157.6	127.3	48.2
90°	0.0	0.0	0.0	0.0	0.0	0.0	0.0	0.0	0.0	0.0	0.0



REPORT NUMBER: P200052

CATALOG NUMBER: GWC-AF-02-LED-E1-T4W-7030-600

CANDELA DISTRIBUTION (continued):

	90°	95°	105°	115°	125°	135°	145°	155°	165°	175°	180°
0°	912.0	912.0	912.0	912.0	912.0	912.0	912.0	912.0	912.0	912.0	912.0
2.5°	908.6	903.6	892.5	885.6	879.1	877.6	874.9	874.5	874.2	874.2	873.0
5°	888.3	879.9	862.7	853.1	845.1	844.3	843.9	845.8	846.6	847.5	846.2
7.5°	875.2	863.8	842.4	828.6	819.1	816.8	820.6	829.4	835.2	837.5	836.3
10°	867.3	853.1	828.3	813.3	805.4	804.1	809.2	819.5	831.4	836.0	835.5
12.5°	858.1	842.1	815.6	800.0	795.4	797.7	804.1	813.8	826.0	833.2	833.6
15°	849.0	830.2	803.0	789.3	787.3	790.4	796.5	803.8	813.3	820.6	821.4
17.5°	837.8	818.4	791.1	777.1	775.5	777.1	777.4	781.2	787.3	794.2	796.2
20°	826.0	806.2	777.8	763.6	756.7	750.6	743.7	744.5	746.5	753.4	754.9
22.5°	817.6	797.7	767.4	748.0	729.7	711.3	697.5	695.6	696.3	702.1	703.9
25°	818.4	797.3	764.9	731.2	690.9	661.6	643.2	640.1	639.7	644.0	646.6
27.5°	833.2	812.3	774.7	713.9	648.9	605.3	585.8	583.6	580.5	581.6	584.6
30°	866.5	847.0	798.8	696.3	603.4	550.2	530.0	527.7	523.5	521.6	523.9
32.5°	920.8	904.7	833.9	679.5	557.9	503.2	482.6	477.6	474.9	472.6	474.5
35°	1011.0	1004.2	881.0	661.1	517.8	466.9	448.2	440.6	436.7	440.9	443.9
37.5°	1152.5	1156.4	942.6	632.5	486.7	442.8	427.1	418.4	412.6	416.1	419.4
40°	1352.9	1355.6	1010.6	591.9	460.0	428.7	411.8	403.8	395.7	389.6	389.3
42.5°	1616.1	1588.8	1077.7	547.9	429.1	419.9	401.1	391.1	378.9	362.0	358.7
45°	1928.1	1832.9	1128.4	497.4	394.2	409.1	389.3	375.6	356.4	338.0	336.1
47.5°	2287.5	2094.7	1153.3	445.1	361.7	393.5	374.8	352.9	328.9	319.7	318.5
50°	2726.4	2405.7	1165.1	394.2	333.5	372.8	353.7	328.1	307.8	305.9	304.8
52.5°	3226.3	2779.7	1169.0	352.6	310.1	346.1	336.5	311.6	295.5	297.0	297.0
55°	3749.4	3165.9	1116.9	322.4	288.7	318.5	325.0	305.2	291.7	297.8	300.1
57.5°	4229.7	3508.1	953.3	299.1	268.4	297.5	320.7	311.3	302.1	326.9	328.5
60°	4598.2	3710.5	712.1	277.9	253.5	290.2	331.9	334.6	336.8	396.2	404.2
62.5°	4675.5	3643.1	489.5	261.5	246.6	296.3	352.2	352.6	349.8	391.1	396.2
65°	4321.1	3217.4	355.9	252.4	240.9	307.4	369.4	361.3	343.7	375.1	365.9
67.5°	3431.7	2424.0	296.3	245.5	232.5	306.7	387.8	369.4	340.4	367.4	352.6
70°	2227.5	1465.7	263.9	239.8	222.6	292.2	398.5	368.6	330.4	341.9	324.3
72.5°	1086.8	655.4	242.0	231.3	212.2	271.8	398.0	361.7	320.0	319.2	309.8
75°	425.2	300.1	222.2	218.7	194.6	248.9	387.4	351.9	307.8	295.5	292.2
77.5°	248.9	214.1	196.8	200.0	173.6	225.9	371.7	334.6	290.9	276.4	272.6
80°	181.3	160.2	167.8	172.8	148.4	203.0	350.6	313.6	272.3	279.4	274.1
82.5°	116.3	103.2	136.1	141.1	123.5	179.7	327.7	291.4	245.9	223.3	218.0
85°	59.2	65.3	101.3	107.4	95.2	147.6	299.8	261.9	216.0	185.8	188.9
87.5°	33.3	44.7	64.6	72.2	67.3	113.5	243.2	216.0	176.2	143.3	126.2
90°	0.0	0.0	0.0	0.0	0.0	0.0	0.0	0.0	0.0	0.0	0.0

(END OF REPORT)